

A decorative border of yellow pencils surrounds the central text. Two pencils are positioned horizontally at the top and bottom. On the left and right sides, three pencils are positioned vertically, with their tips pointing downwards. The entire page is set against a background of light blue horizontal lines, with a red vertical margin line on the left side.

Dovedale Primary School



Year 1
Spelling List
Summer 2

Group 1

Practise from 22.05.26 (or whenever you would like to start 😊) Test Date: 05.06.26

| | | | |
|-------|-------|-----|-------|
| out | cloud | toy | enjoy |
| shout | round | joy | |
| loud | mouth | boy | |

Practise from 05.06.26

Test Date: 12.06.26

| | | | |
|-------|-------|-------|------|
| puff | cuff | grass | less |
| fluff | sniff | kiss | |
| off | fuss | hiss | |

Practise from 12.06.26

Test Date: 19.06.26

| | | | |
|------|------|------|------|
| doll | well | buzz | jazz |
| bell | pull | fizz | |
| fell | jazz | fuzz | |

Practise from 19.06.26











Test Date: 25.06.26 (Thursday)

| | | | |
|-----|------|------|------|
| eat | seat | oil | soil |
| tea | peak | foil | |
| sea | team | boil | |

Practise from 26.06.26

Test Date: 03.07.26

| | | | |
|------|------|-----|------|
| goat | soap | how | town |
| boat | toad | owl | |
| road | cow | now | |

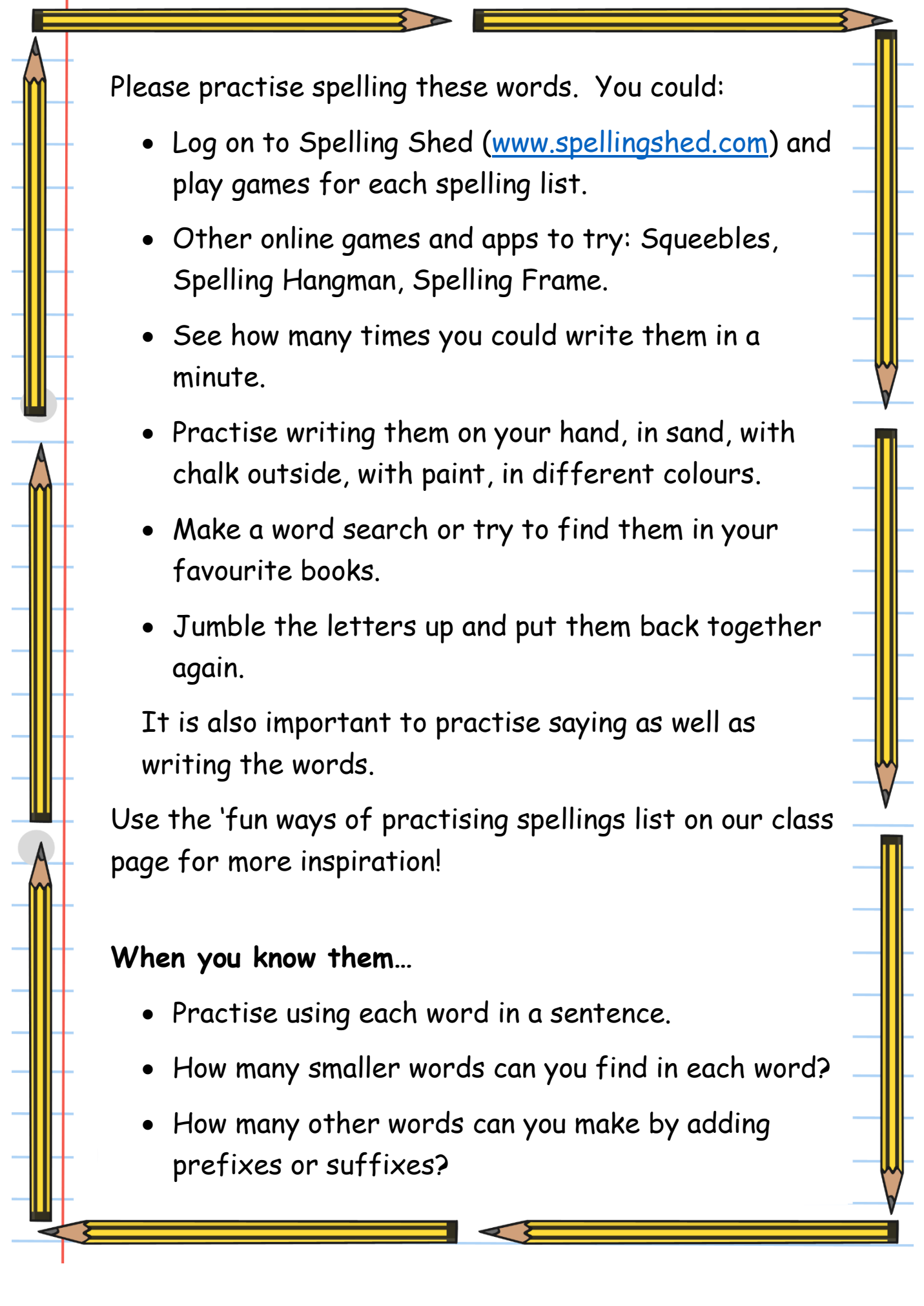


Practise from 03.07.26

Test Date: 10.07.26

| | | | |
|------|------|-------|------|
| fur | curl | bake | name |
| turn | hurt | make | |
| burn | cake | shake | |

There will be no test on the last week. Thank you for all of your hard work with spellings during Year 1! 😊



Please practise spelling these words. You could:

- Log on to Spelling Shed (www.spellingshed.com) and play games for each spelling list.
- Other online games and apps to try: Squeebles, Spelling Hangman, Spelling Frame.
- See how many times you could write them in a minute.
- Practise writing them on your hand, in sand, with chalk outside, with paint, in different colours.
- Make a word search or try to find them in your favourite books.
- Jumble the letters up and put them back together again.

It is also important to practise saying as well as writing the words.

Use the 'fun ways of practising spellings list on our class page for more inspiration!

When you know them...

- Practise using each word in a sentence.
- How many smaller words can you find in each word?
- How many other words can you make by adding prefixes or suffixes?